

ECDC DAILY UPDATE

Pandemic (H1N1) 2009

Update 12 November 2009,
09:00 hours CEST

Main developments in past 24 hours

- Public Health Development on critical care services published;
- European Planning Assumptions for Pandemic 2009 published;
- Updates from EpiSouth included;
- GSK vaccine approved by US FDA;
- Total of 429 fatal cases in Europe and EFTA countries and 6 277 in the rest of the world have been reported up to date.

This report is based on official information provided by the national public health websites or through other official communication channels. An update on the number of confirmed fatal cases is presented in Table 2 - as of 11 November 2009 -16:00 hours CEST, for the world, and 12 November 2009 - 09:00 hours CEST, for Europe.

The approaching pandemic pressures on critical care services in European hospitals - preparation is crucial

Countries in the southern hemisphere and the Americas have already experienced the first marked peaks of the 2009 pandemic. The greatest pressures were in hospitals and especially critical or intensive care. Already this autumn the first affected European countries are seeing the same and a few European countries are known to have made plans to significantly increase their capacity, for example for ventilating patients. Reports on epidemiological and clinical presentation of influenza pandemic in other countries provide reliable estimates of the burden of disease, the effectiveness of treatment and best use of public health resources and likely outcomes for patients. Recently ECDC attended a WHO global consultation to gather such information. This *Public Health development* summarises some of

the findings from that meeting and seven recent publications. The main points include the need to keep primary and secondary care integrated (so that hospitals are not over burdened), to develop protocols for triaging sick patients, to increase critical care and especially ventilatory capacity and to ensure early use of antivirals as there is convincing observational evidence that this is effective in averting or mitigating severe disease.

Full Public health development will be published today on the ECDC website:

[http://ecdc.europa.eu/en/activities/sciadv/Pages/Public_Health_Developments.aspx?filterItemsBy1=ECDC_Subject_what&filterItemsByValue1=Pandemic+\(H1N1\)+2009&filterItemsByChainingOperator1=AND&filterItemsBy2=ECDC_SciWatchClassification&filterItemsByValue2=Public+health+development&uniqueID=sciadv](http://ecdc.europa.eu/en/activities/sciadv/Pages/Public_Health_Developments.aspx?filterItemsBy1=ECDC_Subject_what&filterItemsByValue1=Pandemic+(H1N1)+2009&filterItemsByChainingOperator1=AND&filterItemsBy2=ECDC_SciWatchClassification&filterItemsByValue2=Public+health+development&uniqueID=sciadv)

Epidemiologic update

All 27 EU and 4 EFTA countries are reporting cases of pandemic (H1N1) 2009 influenza. Since April 2009, a total 429 deaths have been reported (Table 2) and the number of deaths by week has been clearly increasing over the last 3 weeks.

The latest available updates as of November 11, 2009, at 16:00, on new and on confirmed fatal pandemic A(H1N1) cases outside the EU/EFTA area by country, are also presented in Table 2.

The latest available updates on hospital admissions per Member State are presented in Table 1.

Other Updates

European Planning Assumptions for Pandemic 2009

Following a number of requests ECDC working with representatives of its Advisory Forum and WHO yesterday published [recommended planning assumptions](#) for this pandemic for clinical attack rate, hospitalisations (including use of intensive care) and deaths that apply to countries that did not experience a significant wave of infection over the summer. The assumptions may also be applicable to other countries. To aid planning as far as is possible, data are expressed per 100 000 population but no allowance is made for the effect of countermeasures, which include vaccines and antivirals. It is important to emphasise that the figures are not predictions. Rather like other planning assumptions they represent a reasonable worst case that European health services are advised to prepare for.

Closely related to this and contributing is a scientific review produced by WHO on the transmission dynamics and impact of pandemic influenza 2009 which will appear in the Weekly Epidemiological Record 2009: 84: 477-484.

EPISOUTH update

As of 09 November 2009, a total of 244 deaths among biologically confirmed A/H1N1/2009 cases have been reported in the EpiSouth region (Mediterranean and the Balkans).

86 new deaths were notified since 03 November 2009: 4 in Bulgaria, 2 in Egypt, 5 in France, 2 in Greece, 4 in Israel, 18 in Italy, 2 in Jordan, 2 in Palestine, 4 in Serbia, 19 in Spain, 5 in Syria and 20 in Turkey.

For weeks 44-45, influenza activity was

- high in Bulgaria and Italy,
- increasing in France, and Spain,
- moderate in Albania, Israel, Palestine, Romania and Serbia,
- Low in Croatia and Slovenia,

For more details please refer to the EpiSouth bulletin

<http://www.episouth.org/cgi-bin/searchbull?TEMP= 2&QUART=20094>

GSK vaccine approved by US FDA

The U.S. Food and Drug Administration approved a supplemental biologics license for GlaxoSmithKline's (GSK) unadjuvanted influenza A(H1N1) pandemic vaccine.

Table 1: Reported number of confirmed Pandemic (H1N1) 2009 influenza cases admitted to hospitals and intensive care by country as of 12 November 2009, 09:00 hours (CEST) in the EU and EFTA countries

Country (date of report)	Number of cases currently hospitalised	Cumulative number of cases admitted in hospitals	Number of cases currently in intensive care	Cumulative number of cases admitted to intensive care
Austria (11.11.)	-	-	-	-
Belgium (05.11.)	-	-	-	-
Bulgaria (04.11)	-	-	-	-
Cyprus(01.11)	-	-	-	4
Czech Republic (05.11.)	-	-	-	-
Denmark (11.11.)	-	-	-	-
Estonia (23.10.)	-	11	-	-
Finland (04.11.)	-	-	-	-
France (04.11.)	203	625	36	131
Germany (09.11.)	-	-	-	-
Greece (04.11.)	-	-	-	-
Hungary (01.11.)	-	68	-	-
Iceland (11.11.)	-	170	-	19
Ireland (05.11.)	165	665	19	54
Italy (11.11)	-	264	-	116
Latvia (13.08.)	-	1	-	-
Liechtenstein (05.11.)	-	-	-	-
Lithuania (13.08.)	-	-	-	-
Luxembourg (21.10.)	-	-	0	0
Malta (04.09.)	-	46	-	1
Netherlands (06.11.)	273	611	28	69
Norway (11.11.)	86	623	13	75
Poland (10.11.)	-	-	-	-
Portugal (11.11.)	121	-	17	-
Romania (11.11)	-	-	-	-
Slovakia (12.08.)	2	33	0	0
Slovenia (10.08.)	-	-	-	-
Spain (05.11.)	-	-	-	-
Sweden (01.11.)	51	241	-	-
Switzerland (01.11.)	6	33	-	-
United Kingdom ^a (05.11.)	848	-	172	-

Note: Data for the EU and EFTA countries correspond to the Ministry of Health or surveillance centre websites. New updates with changes in figures are shaded in yellow. (-) denotes no information readily available in official sources.

^aData includes all probable cases for England only. Does not include Scotland (691 cumulative hospitalisations), Wales (251) and Northern Ireland (495).

Table 2. Reported number of new and cumulative confirmed fatal Pandemic (H1N1) 2009 influenza cases in EU and EFTA countries, as 12 November 2009, 09:00 hours CEST, and in the rest of the world by country, as of 11 November 2009, 16:00 hours CEST.

Country	Number of new fatal cases since previous national update	Cumulative number of fatal cases
EU AND EFTA COUNTRIES		
Austria	-	1
Belgium	-	8
Bulgaria	-	5
Czech Republic	-	1
Finland	1	6
France	-	57 ^a
Germany	-	12
Greece	-	5
Hungary	-	5
Iceland	-	1
Ireland	-	14
Italy	4	38
Latvia	-	1
Luxembourg	-	1
Malta	-	3
Netherlands	-	17
Norway	-	16
Portugal	-	5
Slovakia	-	1
Spain	-	73
Sweden	-	3
United Kingdom	1	156
Total	6	429
OTHER EUROPEAN COUNTRIES & CENTRAL ASIA		
Azerbaijan	2	2
Belarus	-	7
Croatia	-	2
Moldova	-	4
Russia	1	16
Serbia	-	7
Ukraine	13	14
Total	16	52
MEDITERRANEAN AND MIDDLE-EAST		
Bahrain	-	6

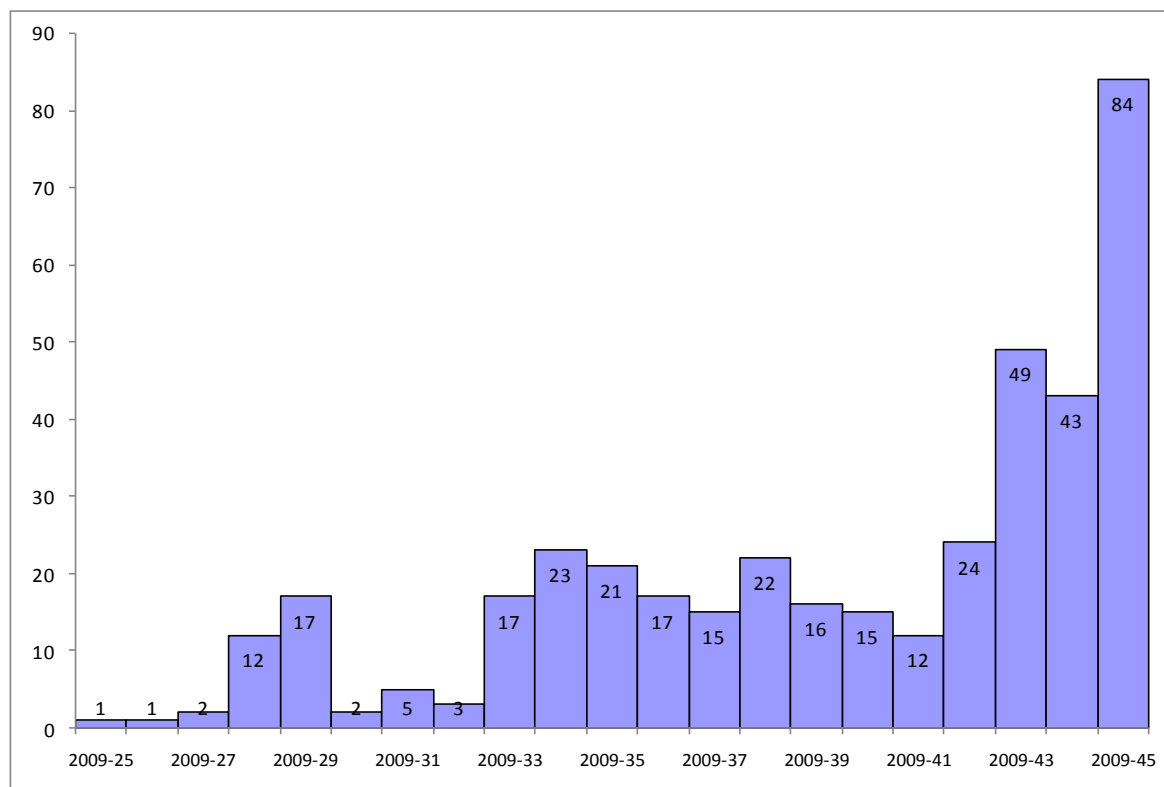
Egypt	-	6
Iran	25	58
Iraq	-	7
Israel	-	39
Jordan	-	7
Kuwait	4	26
Lebanon	-	3
Occupied Palestinian Territory	-	2
Oman	-	25
Qatar	-	5
Saudi Arabia	-	66
Syria	-	7
Turkey	6	36
United Arab Emirates	-	6
Yemen	-	17
Total	35	316
AFRICA		
Ghana	-	1
Madagascar	-	1
Mauritius	-	8
Mozambique	-	2
Namibia	-	1
Sao Tome & Principe	-	2
South Africa	-	91
Sudan	-	1
Tanzania	-	1
Total	-	108
NORTH AMERICA		
Canada	20	135
Mexico	19	452
USA	-	1004
Total	39	1591
CENTRAL AMERICA & CARIBBEAN		
Bahamas	-	4
Barbados	-	3
Cayman Islands	-	1
Costa Rica	-	38
Cuba	-	7
Dominican Republic	-	22
El Salvador	-	23

Guatemala	-	18
Honduras	-	16
Jamaica	-	5
Nicaragua	-	11
Panama	-	11
Saint Kitts and Nevis	-	1
Saint Lucia	-	1
Suriname	-	2
Trinidad-Tobago	-	5
Total	-	168
SOUTH AMERICA		
Argentina	-	600
Bolivia	-	56
Brazil	-	1368
Chile	-	140
Colombia	5	141
Ecuador	2	82
Paraguay	-	52
Peru	3	183
Uruguay	-	33
Venezuela	4	101
Total	14	2756
NORTH-EAST & SOUTH ASIA		
Afghanistan	-	11
Bangladesh	-	6
China (Mainland)	-	30
Hong Kong SAR China	-	39
India	3	505
Japan	-	28
Macao SAR China	-	2
Mongolia	-	8
South Korea	-	52
Sri Lanka	-	1
Taiwan	-	27
Total	3	709
SOUTH-EAST ASIA		
Brunei Darussalam	-	1
Cambodia	-	4
Indonesia	-	10
Laos Peoples Democratic Republic	-	1

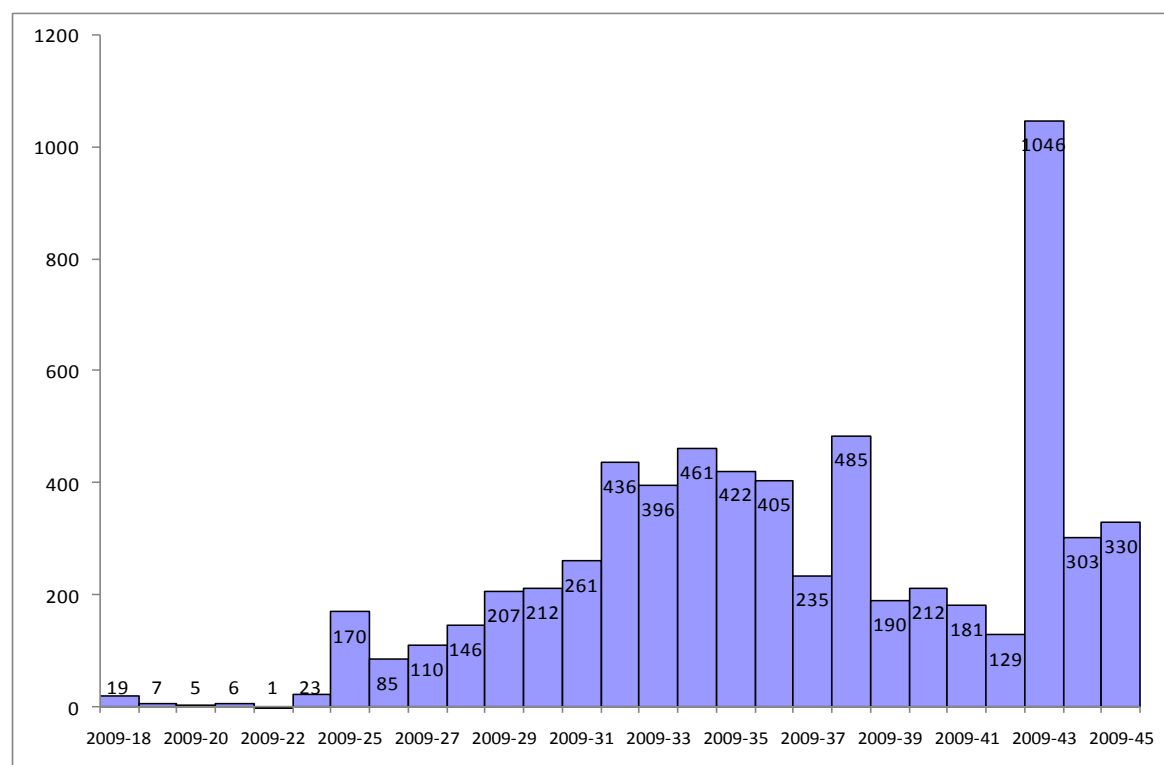
Malaysia	-	77
Philippines	-	30
Singapore	-	18
Thailand	-	184
Vietnam	1	40
Total	1	365
AUSTRALIA & PACIFIC		
Australia	-	187
Cook Islands	-	1
Marshall Islands	-	1
New Zealand	-	19
Samoa	-	2
Solomon Islands	-	1
Tonga	-	1
Total	-	212
TOTAL	114	6706

^a Deaths reported from France include 1 in Guyana, 9 in New Caledonia, 7 in the French Polynesia, 6 in the Reunion, 1 in Martinique, 2 in Mayotte, 1 in Guadeloupe and 30 in mainland France.

Figure 1: Number of confirmed deaths among pandemic (H1N1) 2009 influenza cases by week of notification. EU and EFTA countries (upper panel, week 25 to week 45, 2009) and world (lower panel^a, week 18 to week 45, 2009).



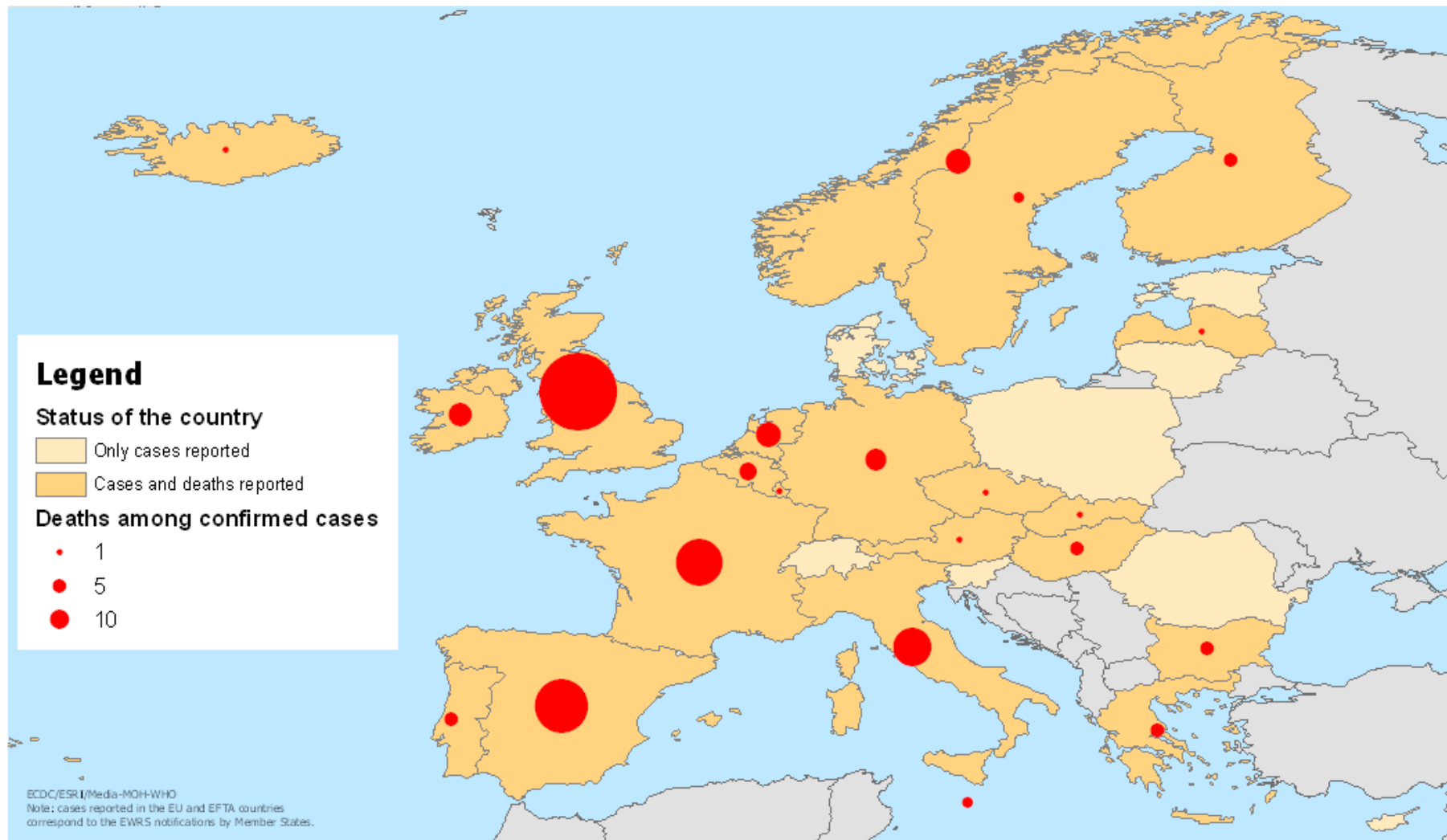
Notification week



Notification week

^a The apparent increase in the number of deaths in week 43 is due to the aggregate reporting of fatal cases from Brazil from weeks 37 to 40 and to our batch report of US fatal cases since August 1st.

Reported cumulative number of confirmed fatal cases of influenza A(H1N1)v in EU and EFTA countries, as of 12 November 2009, 09:00 hours CEST



Reported cumulative number of confirmed fatal cases of influenza A(H1N1)v and country reporting status by country, as of 11 November 2009, 16:00 hours CEST

